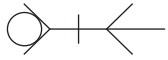


**Quick Coupling,
Socket & plug**



Function:

The couplings allow for quick, safe connection & disconnection of two parts with in pneumatic circuit without break of supply.



CS...



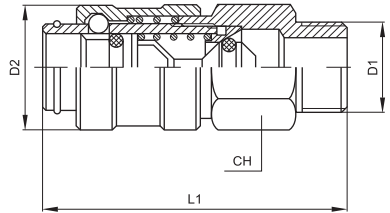
CP...

Technical Data:

Type	CS-1/8	CS-1/4	CS-3/8	CS-1/2
Art. No.	981411	981420	981429	981437
Connection	1/8"	1/4"	3/8"	1/2"
Flow rate (NI/min)	1030	1030	2280	2280
Fluid	Compressed air lubricated or non-lubricated.			
Pressure range	Max. 30 bar			
Temperature range	-20...+70 °C			
Material	Body & Insert: Brass nickle-plated; spring & ball: S.S; O-ring: NBR			

Dimensions (mm):

Type	D1	D2	L1	CH	Weight(g)
CS-1/8	1/8"	16	40	14	27
CS-1/4	1/4"	16	40	17	38
CS-3/8	3/8"	23	54	20	89
CS-1/2	1/2"	23	54	24	107

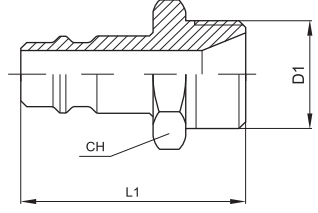


Technical Data:

Type	CP-1/8	CP-1/4	CP-3/8	CP-1/2
Art. No.	981412	981421	981430	981438
Connection	1/8"	1/4"	3/8"	1/2"
Fluid	Compressed air lubricated or non-lubricated.			
Pressure range	Max. 30 bar			
Temperature range	-20...+70 °C			
Material	Brass nickle-plated			

Dimensions (mm):

Type	D1	L1	CH	Weight(g)
CP-1/8	1/8"	25	14	11
CP-1/4	1/4"	27	17	19
CP-3/8	3/8"	34	20	29
CP-1/2	1/2"	37	24	50



Subject to change